

Scaled data based on original data using  
LM-79-08 Approved Method: Electrical and Photometric Measurements of Solid-  
State Lighting Products

Test Report Prepared for  
Cooper Lighting Solutions  
(formerly Eaton)

Brand: McGRAW-EDISON

Report Number: P226987

Luminaire Tested: **IST-AF-1000-LED-E1-SL3-7030**

Issue Date: 3/3/2020

**Test Information**

Test Method: LM-79-08  
Report Number: P226987  
TEST IS SCALED FROM IESNA LM-79-08 TEST DATA (P35946)  
Test Lab: INNOVATION CENTER-P3  
Issue Date: 3/3/2020  
Manufacturer: COOPER LIGHTING SOLUTIONS (FORMERLY EATON)  
Product Line: MCGRAW-EDISON  
Catalog Number: IST-AF-1000-LED-E1-SL3-7030  
Description: IMPACT ELITE LED TRAPEZOID LUMINAIRE  
LIGHT SQUARE WITH ACCULED OPTICS-TYPE III W/SPILL CONTROL  
Light Source: (16) 3000K CCT, 70 CRI LEDs  
Ballast/Driver: ELECTRONIC DRIVER

**Summary**

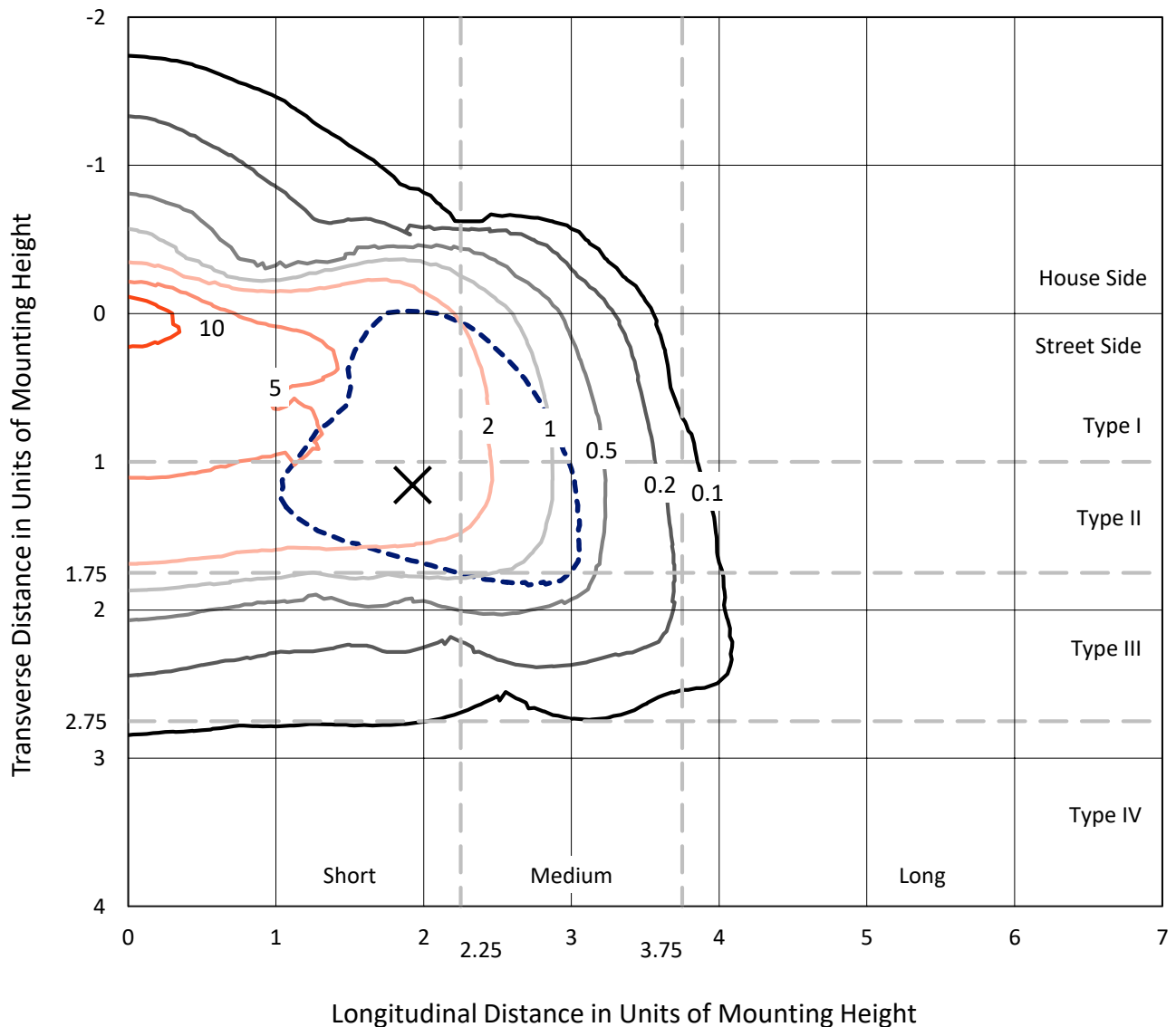
Lumens per Lamp: N/A  
Luminaire Lumens: 5074.1 lumens  
Efficiency: N/A  
Efficacy: 92.9 lumens/watt  
Luminous Opening: Rectangular (W 0.5' x L: 0.5' x H: 0')  
IES Classification: Type II - Short - Semi-Cutoff  
BUG Rating: B1 - U1 - G1  
  
Input Watts (W): 54.6  
Input Voltage (V): 120  
Input Current (Ain): NR  
Voltage Rise (V): NR  
Power Factor: NR  
Total Harmonic Distortion (THDi): NR  
Frequency (hertz): 60  
Stabilization Time: NR  
Operation Time: NR  
Ambient Temperature (°C): NR  
Test Distance: 25 FT



REPORT NUMBER: P226987  
 CATALOG NUMBER: IST-AF-1000-LED-E1-SL3-7030

### Iso-Footcandle Lines of Horizontal Illumination

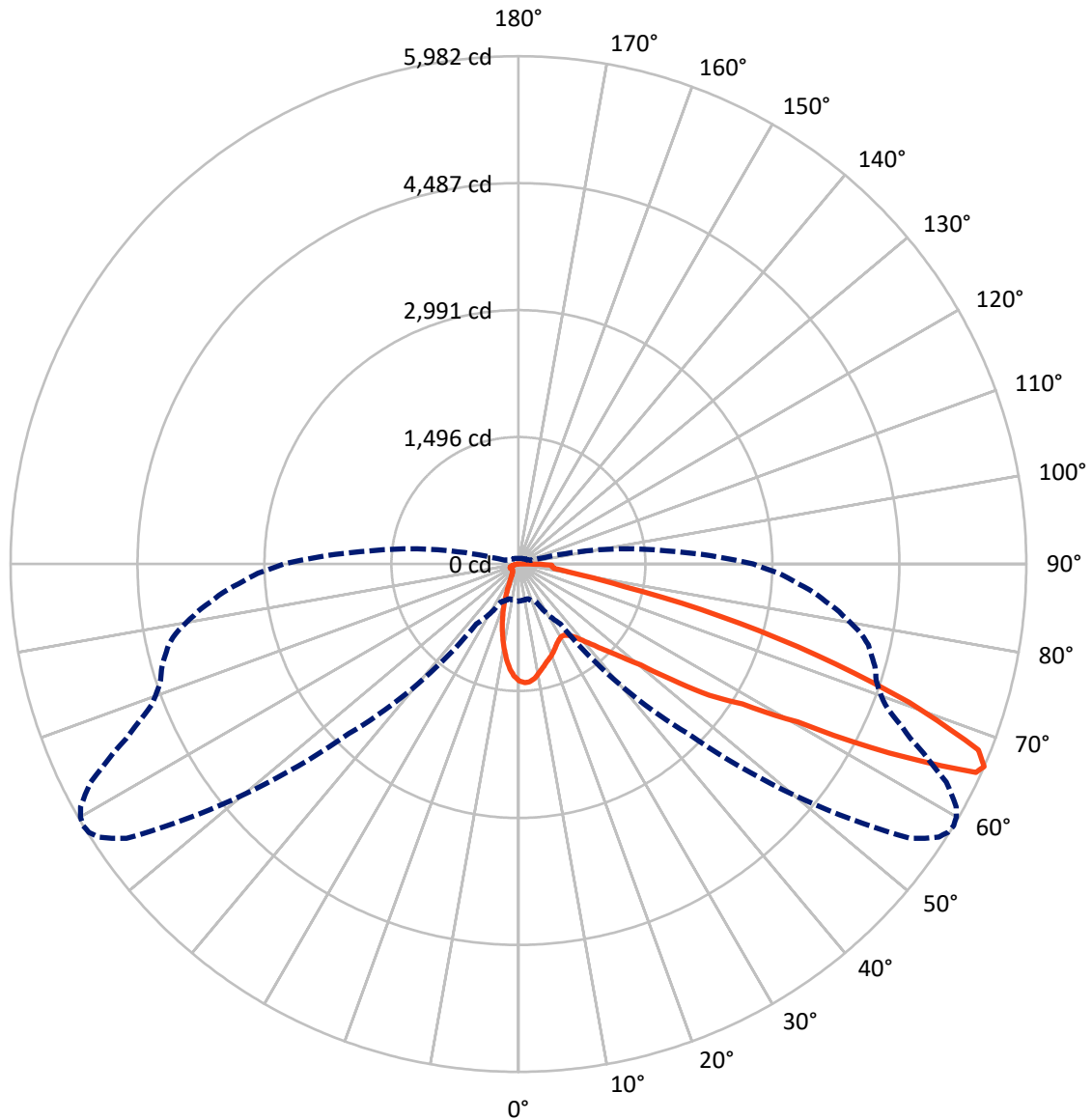
× Max cd  
 - - - 1/2 Max cd



Based on 10 foot mounting height. Maximum calculated value = 13.8 fc  
 Type II - Short - Semi-Cutoff

REPORT NUMBER: P226987  
CATALOG NUMBER: IST-AF-1000-LED-E1-SL3-7030

### Luminous Intensity Polar Plot



— Vertical Plane Through 59-Deg Lateral    - - - Horizontal Cone Through 66-Deg Vertical

REPORT NUMBER: P226987

CATALOG NUMBER: IST-AF-1000-LED-E1-SL3-7030

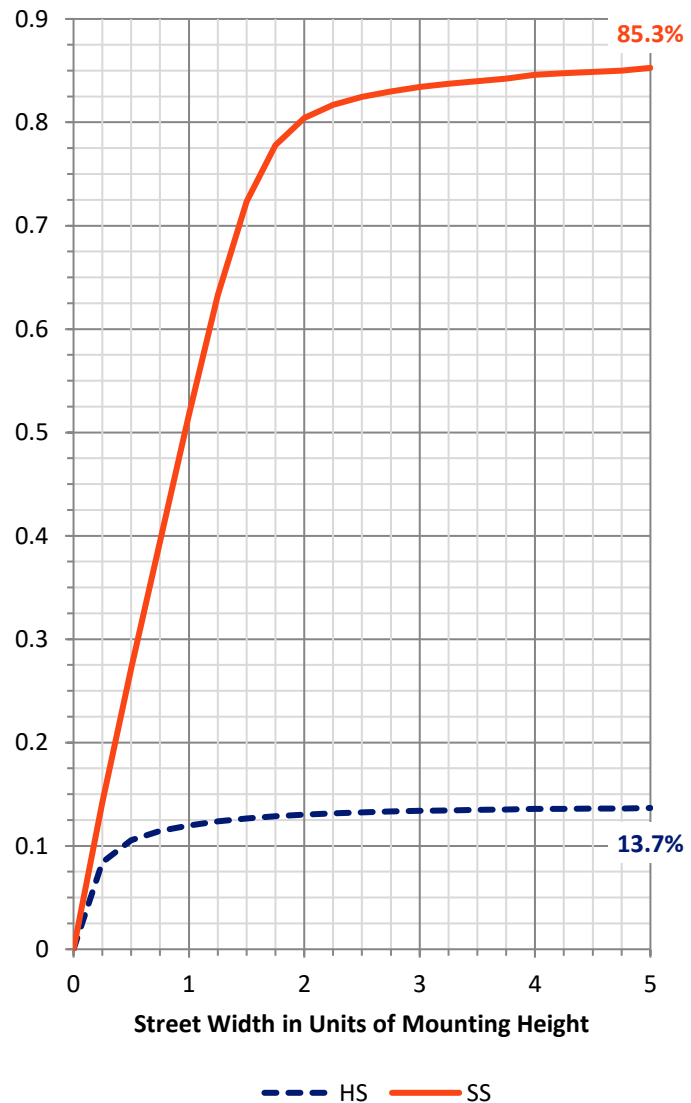
**FLUX DISTRIBUTION:**

		Downward	Upward	Total
<b>House Side</b>	Lumens	704.0	0.3	704.3
	% Fixture	13.9	0.0	13.9
<b>Street Side</b>	Lumens	4367.9	1.9	4369.8
	% Fixture	86.1	0.0	86.1
<b>Total</b>	Lumens	5071.9	2.2	5074.1
	% Fixture	100.0	0.0	100.0

**ZONAL LUMENS:**

Zone	Lumens	% Fixture
0°-10°	117.5	2.3
10°-20°	248.2	4.9
20°-30°	311.4	6.1
30°-40°	426.0	8.4
40°-50°	685.3	13.5
50°-60°	1190.8	23.5
60°-70°	1446.8	28.5
70°-80°	539.7	10.6
80°-90°	106.2	2.1
90°-100°	2.2	0.0
100°-110°	0.0	0.0
110°-120°	0.0	0.0
120°-130°	0.0	0.0
130°-140°	0.0	0.0
140°-150°	0.0	0.0
150°-160°	0.0	0.0
160°-170°	0.0	0.0
170°-180°	0.0	0.0
0°-90°	5071.9	100.0
0°-180°	5074.1	100.0

**Coefficient of Utilization**



REPORT NUMBER: P226987

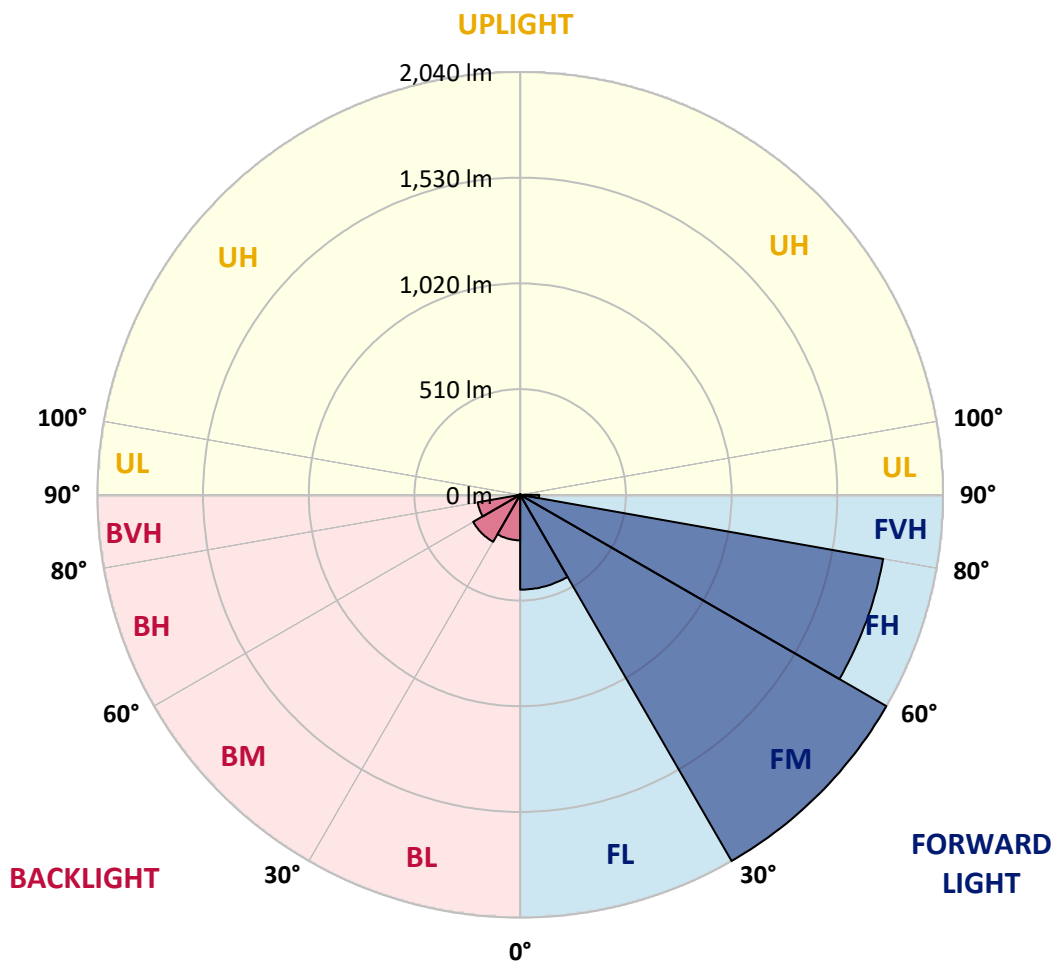
CATALOG NUMBER: IST-AF-1000-LED-E1-SL3-7030

**LUMINAIRE CLASSIFICATION SYSTEM LUMEN TABLE AND BUG RATING:**

Zone		Lumens	% Fixture	Zone Rating/Lumen Limit		
				B	U	G
FL	(0°-30°)	457.6	9.0			
FM	(30°-60°)	2040.4	40.2			
FH	(60°-80°)	1778.4	35.0			G1/1800
FVH	(80°-90°)	91.6	1.8			G1/100
BL	(0°-30°)	219.5	4.3	B1/500		
BM	(30°-60°)	261.7	5.2	B1/1000		
BH	(60°-80°)	208.2	4.1	B1/500		G1/500
BVH	(80°-90°)	14.6	0.3			G1/100
UL	(90°-100°)	2.2	0.0		U1/10	
UH	(100°-180°)	0.3	0.0		U1/10	

**BUG Rating: B1-U1-G1**

Type II Short





REPORT NUMBER: P226987

CATALOG NUMBER: IST-AF-1000-LED-E1-SL3-7030

**CANDELA DISTRIBUTION (FULL):**

	0°	5°	15°	25°	35°	45°	55°	56°	57°	58°	59°
0°	1378.5	1378.5	1378.5	1378.5	1378.5	1378.5	1378.5	1378.5	1378.5	1378.5	1378.5
2.5°	1414.3	1409.6	1418.1	1415.0	1417.4	1405.7	1403.4	1401.0	1402.6	1400.3	1400.3
5°	1380.8	1378.5	1388.6	1394.0	1398.7	1397.1	1396.4	1396.4	1397.1	1391.7	1392.5
7.5°	1282.8	1281.2	1295.2	1305.3	1327.9	1341.1	1358.2	1359.0	1360.6	1358.2	1362.9
10°	1178.5	1183.2	1195.7	1212.0	1245.4	1265.7	1298.3	1304.6	1306.9	1307.7	1308.5
12.5°	1079.0	1074.3	1089.9	1121.0	1166.1	1198.8	1240.0	1243.1	1247.0	1252.4	1257.9
15°	990.3	995.7	1008.2	1040.9	1088.3	1134.2	1187.9	1191.0	1198.8	1203.4	1211.2
17.5°	929.6	929.6	943.6	974.0	1018.3	1076.6	1144.3	1149.8	1156.0	1162.2	1170.8
20°	899.3	899.3	904.7	922.6	961.5	1017.5	1099.2	1105.4	1116.3	1123.3	1135.0
22.5°	896.9	896.2	895.4	899.3	922.6	966.2	1051.0	1059.5	1068.9	1079.8	1089.9
25°	921.8	924.2	914.8	908.6	910.9	931.2	1005.1	1009.7	1027.6	1034.6	1047.1
27.5°	957.6	961.5	953.7	944.4	930.4	917.2	966.2	974.0	985.6	997.3	1012.8
30°	1009.0	1008.2	1007.4	1001.2	974.0	932.7	954.5	960.0	970.1	979.4	992.6
32.5°	1064.2	1070.4	1075.1	1072.0	1044.0	974.0	970.8	975.5	984.8	990.3	998.8
35°	1135.8	1138.9	1156.8	1156.8	1128.8	1047.9	1016.7	1020.6	1025.3	1027.6	1033.9
37.5°	1214.3	1225.2	1251.7	1267.2	1223.7	1139.7	1089.1	1089.1	1091.4	1093.0	1096.9
40°	1305.3	1320.9	1357.5	1387.0	1359.0	1254.0	1184.0	1191.0	1188.7	1185.5	1194.1
42.5°	1411.1	1428.3	1472.6	1500.6	1484.3	1391.7	1311.6	1306.9	1313.9	1304.6	1307.7
45°	1534.1	1547.3	1592.4	1622.0	1635.2	1560.5	1478.8	1469.5	1469.5	1449.3	1457.8
47.5°	1644.5	1648.4	1692.0	1744.1	1786.9	1788.4	1673.3	1667.1	1652.3	1639.1	1636.0
50°	1747.2	1758.9	1786.9	1843.7	1933.1	2010.9	1940.9	1921.5	1905.1	1856.1	1870.9
52.5°	1925.3	1947.9	1965.8	2000.0	2105.8	2263.7	2350.1	2319.8	2315.9	2271.5	2261.4
55°	1958.8	1961.1	2020.3	2217.8	2466.8	2580.4	2746.1	2745.3	2757.7	2743.7	2730.5
57.5°	1801.7	1783.0	1881.8	2142.4	2642.6	3226.0	3175.5	3180.9	3164.6	3121.8	3108.6
60°	1403.4	1418.9	1525.5	1857.7	2515.8	3643.0	3976.7	3877.9	3948.7	3837.5	3777.6
62.5°	789.6	771.7	844.0	1193.3	2063.8	3664.8	5068.1	5079.0	5113.3	5051.0	4904.8
65°	509.5	501.8	494.8	603.7	1236.9	3205.8	5671.8	5805.6	5885.7	5918.4	5920.7
66°	438.0	431.7	423.2	494.0	861.9	2824.6	5632.9	5776.0	5903.6	5964.3	5982.2
67.5°	372.6	363.3	361.7	409.2	599.8	2191.4	5261.8	5486.7	5599.5	5756.6	5842.2
70°	284.7	280.1	294.1	353.2	460.5	1031.5	4193.0	4486.3	4680.7	4803.6	4883.0
72.5°	238.8	237.3	256.7	322.8	436.4	585.0	2935.1	3250.1	3453.2	3570.6	3679.6
75°	186.7	188.3	213.9	308.1	434.1	509.5	1705.2	2005.5	2123.7	2308.9	2450.4
77.5°	140.0	138.5	158.7	248.9	423.2	516.5	886.0	1010.5	1140.4	1234.6	1268.8
80°	98.0	99.6	113.6	171.1	329.8	531.3	552.3	581.1	608.3	638.7	644.9
82.5°	65.3	66.1	84.0	117.5	228.7	507.2	515.8	502.5	481.5	455.1	426.3
85°	39.7	41.2	59.9	79.3	177.4	459.0	533.7	498.6	466.8	431.7	396.7
87.5°	20.2	22.6	35.8	46.7	105.0	226.4	555.4	529.8	486.2	432.5	393.6
90°	5.4	5.4	7.8	11.7	21.0	45.9	140.0	126.0	63.0	119.8	59.1
92.5°	0.0	0.0	0.0	0.0	0.0	0.0	0.0	0.0	0.0	0.0	0.0
95°	0.0	0.0	0.0	0.0	0.0	0.0	0.0	0.0	0.0	0.0	0.0
97.5°	0.0	0.0	0.0	0.0	0.0	0.0	0.0	0.0	0.0	0.0	0.0
100°	0.0	0.0	0.0	0.0	0.0	0.0	0.0	0.0	0.0	0.0	0.0
102.5°	0.0	0.0	0.0	0.0	0.0	0.0	0.0	0.0	0.0	0.0	0.0
105°	0.0	0.0	0.0	0.0	0.0	0.0	0.0	0.0	0.0	0.0	0.0
107.5°	0.0	0.0	0.0	0.0	0.0	0.0	0.0	0.0	0.0	0.0	0.0



REPORT NUMBER: P226987

CATALOG NUMBER: IST-AF-1000-LED-E1-SL3-7030

**CANDELA DISTRIBUTION (continued):**

	0°	5°	15°	25°	35°	45°	55°	56°	57°	58°	59°
110°	0.0	0.0	0.0	0.0	0.0	0.0	0.0	0.0	0.0	0.0	0.0
112.5°	0.0	0.0	0.0	0.0	0.0	0.0	0.0	0.0	0.0	0.0	0.0
115°	0.0	0.0	0.0	0.0	0.0	0.0	0.0	0.0	0.0	0.0	0.0
117.5°	0.0	0.0	0.0	0.0	0.0	0.0	0.0	0.0	0.0	0.0	0.0
120°	0.0	0.0	0.0	0.0	0.0	0.0	0.0	0.0	0.0	0.0	0.0
122.5°	0.0	0.0	0.0	0.0	0.0	0.0	0.0	0.0	0.0	0.0	0.0
125°	0.0	0.0	0.0	0.0	0.0	0.0	0.0	0.0	0.0	0.0	0.0
127.5°	0.0	0.0	0.0	0.0	0.0	0.0	0.0	0.0	0.0	0.0	0.0
130°	0.0	0.0	0.0	0.0	0.0	0.0	0.0	0.0	0.0	0.0	0.0
132.5°	0.0	0.0	0.0	0.0	0.0	0.0	0.0	0.0	0.0	0.0	0.0
135°	0.0	0.0	0.0	0.0	0.0	0.0	0.0	0.0	0.0	0.0	0.0
137.5°	0.0	0.0	0.0	0.0	0.0	0.0	0.0	0.0	0.0	0.0	0.0
140°	0.0	0.0	0.0	0.0	0.0	0.0	0.0	0.0	0.0	0.0	0.0
142.5°	0.0	0.0	0.0	0.0	0.0	0.0	0.0	0.0	0.0	0.0	0.0
145°	0.0	0.0	0.0	0.0	0.0	0.0	0.0	0.0	0.0	0.0	0.0
147.5°	0.0	0.0	0.0	0.0	0.0	0.0	0.0	0.0	0.0	0.0	0.0
150°	0.0	0.0	0.0	0.0	0.0	0.0	0.0	0.0	0.0	0.0	0.0
152.5°	0.0	0.0	0.0	0.0	0.0	0.0	0.0	0.0	0.0	0.0	0.0
155°	0.0	0.0	0.0	0.0	0.0	0.0	0.0	0.0	0.0	0.0	0.0
157.5°	0.0	0.0	0.0	0.0	0.0	0.0	0.0	0.0	0.0	0.0	0.0
160°	0.0	0.0	0.0	0.0	0.0	0.0	0.0	0.0	0.0	0.0	0.0
162.5°	0.0	0.0	0.0	0.0	0.0	0.0	0.0	0.0	0.0	0.0	0.0
165°	0.0	0.0	0.0	0.0	0.0	0.0	0.0	0.0	0.0	0.0	0.0
167.5°	0.0	0.0	0.0	0.0	0.0	0.0	0.0	0.0	0.0	0.0	0.0
170°	0.0	0.0	0.0	0.0	0.0	0.0	0.0	0.0	0.0	0.0	0.0
172.5°	0.0	0.0	0.0	0.0	0.0	0.0	0.0	0.0	0.0	0.0	0.0
175°	0.0	0.0	0.0	0.0	0.0	0.0	0.0	0.0	0.0	0.0	0.0
177.5°	0.0	0.0	0.0	0.0	0.0	0.0	0.0	0.0	0.0	0.0	0.0
180°	0.0	0.0	0.0	0.0	0.0	0.0	0.0	0.0	0.0	0.0	0.0





REPORT NUMBER: P226987

CATALOG NUMBER: IST-AF-1000-LED-E1-SL3-7030

**CANDELA DISTRIBUTION (continued):**

	60°	61°	62°	63°	64°	65°	66°	67°	68°	69°	70°
0°	1378.5	1378.5	1378.5	1378.5	1378.5	1378.5	1378.5	1378.5	1378.5	1378.5	1378.5
2.5°	1399.5	1401.0	1399.5	1397.1	1399.5	1397.1	1396.4	1395.6	1396.4	1394.8	1394.0
5°	1392.5	1394.0	1394.0	1389.4	1388.6	1391.7	1387.0	1388.6	1387.0	1385.5	1382.4
7.5°	1359.0	1359.8	1360.6	1357.5	1359.8	1359.8	1358.2	1358.2	1356.7	1357.5	1354.4
10°	1312.3	1315.5	1318.6	1317.0	1316.2	1323.2	1320.1	1322.5	1322.5	1320.1	1320.9
12.5°	1261.8	1267.2	1271.1	1271.1	1274.2	1282.0	1281.2	1282.8	1289.0	1289.0	1286.7
15°	1215.1	1220.6	1226.8	1231.4	1237.7	1243.1	1247.0	1253.2	1256.3	1256.3	1260.2
17.5°	1178.5	1186.3	1193.3	1195.7	1204.2	1213.6	1215.9	1223.7	1228.3	1230.7	1235.3
20°	1142.8	1151.3	1159.9	1167.7	1175.4	1186.3	1191.8	1196.4	1204.2	1208.9	1215.9
22.5°	1100.8	1114.0	1124.9	1134.2	1147.4	1156.8	1167.7	1175.4	1184.8	1191.8	1197.2
25°	1061.1	1079.0	1093.8	1103.1	1121.0	1134.2	1147.4	1159.1	1170.8	1180.9	1188.7
27.5°	1024.5	1044.7	1062.6	1077.4	1096.9	1117.9	1131.1	1150.5	1166.1	1180.1	1189.4
30°	1006.6	1023.7	1042.4	1059.5	1079.0	1105.4	1127.2	1152.1	1171.5	1189.4	1203.4
32.5°	1010.5	1026.1	1042.4	1057.2	1077.4	1107.0	1129.5	1158.3	1187.1	1210.4	1228.3
35°	1041.6	1055.6	1066.5	1079.8	1097.6	1120.2	1144.3	1174.7	1210.4	1241.6	1264.9
37.5°	1107.0	1110.9	1121.8	1131.9	1141.2	1162.2	1184.8	1210.4	1251.7	1284.3	1317.0
40°	1187.9	1198.0	1208.1	1212.8	1223.7	1236.9	1247.0	1274.2	1310.8	1353.6	1389.4
42.5°	1308.5	1312.3	1313.9	1315.5	1319.3	1328.7	1343.5	1368.4	1404.1	1442.3	1481.9
45°	1443.8	1448.5	1453.2	1455.5	1450.0	1455.5	1471.0	1482.7	1517.7	1553.5	1604.1
47.5°	1631.3	1617.3	1610.3	1619.6	1615.0	1626.6	1633.6	1640.6	1682.6	1725.4	1768.2
50°	1871.7	1863.1	1852.2	1853.0	1861.6	1853.8	1858.4	1884.1	1898.1	1933.9	1990.7
52.5°	2256.0	2229.5	2188.3	2170.4	2180.5	2174.3	2176.6	2182.1	2172.7	2206.2	2254.4
55°	2730.5	2696.3	2669.0	2653.5	2595.9	2591.2	2553.1	2539.1	2508.8	2540.7	2529.8
57.5°	3068.9	3047.1	3033.1	2986.4	2960.0	2907.1	2891.5	2872.9	2830.8	2851.8	2870.5
60°	3722.3	3644.5	3618.1	3536.4	3509.2	3458.6	3394.1	3362.2	3340.4	3360.6	3348.2
62.5°	4813.0	4704.9	4683.8	4490.1	4442.7	4326.0	4204.6	4188.3	4119.9	4077.1	4067.0
65°	5878.0	5723.1	5607.2	5395.6	5252.5	5086.0	4900.9	4765.5	4626.3	4556.3	4463.7
66°	5957.3	5895.8	5779.2	5655.5	5447.0	5265.0	5054.9	4908.7	4752.3	4629.4	4550.0
67.5°	5821.9	5789.3	5748.0	5664.0	5533.3	5363.7	5164.6	4977.9	4789.6	4645.0	4518.2
70°	4921.1	4956.9	5003.6	4981.8	4907.1	4841.0	4665.2	4560.9	4419.4	4229.5	4151.8
72.5°	3714.6	3810.2	3777.6	3654.7	3597.1	3551.2	3487.4	3417.4	3214.4	3191.0	3099.2
75°	2389.8	2357.9	2378.9	2229.5	2127.6	2085.6	1933.9	1871.7	1719.2	1620.4	1544.9
77.5°	1259.5	1197.2	1149.0	1017.5	923.4	868.2	794.3	707.1	573.3	565.5	443.4
80°	584.2	536.8	493.2	447.3	401.4	340.7	295.6	241.2	213.1	182.8	170.4
82.5°	396.7	366.4	340.0	309.6	274.6	232.6	200.7	170.4	145.5	130.7	119.0
85°	359.4	326.7	297.2	259.0	222.5	187.5	153.2	126.8	103.5	90.2	82.5
87.5°	349.3	308.8	277.7	236.5	200.7	164.9	132.2	102.7	80.1	65.3	56.0
90°	44.3	47.5	34.2	32.7	14.0	17.9	13.2	7.8	8.6	6.2	7.0
92.5°	0.0	0.0	0.0	0.0	0.0	0.0	0.0	0.0	0.0	0.0	0.0
95°	0.0	0.0	0.0	0.0	0.0	0.0	0.0	0.0	0.0	0.0	0.0
97.5°	0.0	0.0	0.0	0.0	0.0	0.0	0.0	0.0	0.0	0.0	0.0
100°	0.0	0.0	0.0	0.0	0.0	0.0	0.0	0.0	0.0	0.0	0.0
102.5°	0.0	0.0	0.0	0.0	0.0	0.0	0.0	0.0	0.0	0.0	0.0
105°	0.0	0.0	0.0	0.0	0.0	0.0	0.0	0.0	0.0	0.0	0.0
107.5°	0.0	0.0	0.0	0.0	0.0	0.0	0.0	0.0	0.0	0.0	0.0



REPORT NUMBER: P226987

CATALOG NUMBER: IST-AF-1000-LED-E1-SL3-7030

**CANDELA DISTRIBUTION (continued):**

	60°	61°	62°	63°	64°	65°	66°	67°	68°	69°	70°
110°	0.0	0.0	0.0	0.0	0.0	0.0	0.0	0.0	0.0	0.0	0.0
112.5°	0.0	0.0	0.0	0.0	0.0	0.0	0.0	0.0	0.0	0.0	0.0
115°	0.0	0.0	0.0	0.0	0.0	0.0	0.0	0.0	0.0	0.0	0.0
117.5°	0.0	0.0	0.0	0.0	0.0	0.0	0.0	0.0	0.0	0.0	0.0
120°	0.0	0.0	0.0	0.0	0.0	0.0	0.0	0.0	0.0	0.0	0.0
122.5°	0.0	0.0	0.0	0.0	0.0	0.0	0.0	0.0	0.0	0.0	0.0
125°	0.0	0.0	0.0	0.0	0.0	0.0	0.0	0.0	0.0	0.0	0.0
127.5°	0.0	0.0	0.0	0.0	0.0	0.0	0.0	0.0	0.0	0.0	0.0
130°	0.0	0.0	0.0	0.0	0.0	0.0	0.0	0.0	0.0	0.0	0.0
132.5°	0.0	0.0	0.0	0.0	0.0	0.0	0.0	0.0	0.0	0.0	0.0
135°	0.0	0.0	0.0	0.0	0.0	0.0	0.0	0.0	0.0	0.0	0.0
137.5°	0.0	0.0	0.0	0.0	0.0	0.0	0.0	0.0	0.0	0.0	0.0
140°	0.0	0.0	0.0	0.0	0.0	0.0	0.0	0.0	0.0	0.0	0.0
142.5°	0.0	0.0	0.0	0.0	0.0	0.0	0.0	0.0	0.0	0.0	0.0
145°	0.0	0.0	0.0	0.0	0.0	0.0	0.0	0.0	0.0	0.0	0.0
147.5°	0.0	0.0	0.0	0.0	0.0	0.0	0.0	0.0	0.0	0.0	0.0
150°	0.0	0.0	0.0	0.0	0.0	0.0	0.0	0.0	0.0	0.0	0.0
152.5°	0.0	0.0	0.0	0.0	0.0	0.0	0.0	0.0	0.0	0.0	0.0
155°	0.0	0.0	0.0	0.0	0.0	0.0	0.0	0.0	0.0	0.0	0.0
157.5°	0.0	0.0	0.0	0.0	0.0	0.0	0.0	0.0	0.0	0.0	0.0
160°	0.0	0.0	0.0	0.0	0.0	0.0	0.0	0.0	0.0	0.0	0.0
162.5°	0.0	0.0	0.0	0.0	0.0	0.0	0.0	0.0	0.0	0.0	0.0
165°	0.0	0.0	0.0	0.0	0.0	0.0	0.0	0.0	0.0	0.0	0.0
167.5°	0.0	0.0	0.0	0.0	0.0	0.0	0.0	0.0	0.0	0.0	0.0
170°	0.0	0.0	0.0	0.0	0.0	0.0	0.0	0.0	0.0	0.0	0.0
172.5°	0.0	0.0	0.0	0.0	0.0	0.0	0.0	0.0	0.0	0.0	0.0
175°	0.0	0.0	0.0	0.0	0.0	0.0	0.0	0.0	0.0	0.0	0.0
177.5°	0.0	0.0	0.0	0.0	0.0	0.0	0.0	0.0	0.0	0.0	0.0
180°	0.0	0.0	0.0	0.0	0.0	0.0	0.0	0.0	0.0	0.0	0.0



REPORT NUMBER: P226987

CATALOG NUMBER: IST-AF-1000-LED-E1-SL3-7030

**CANDELA DISTRIBUTION (continued):**

	71°	72°	73°	74°	75°	76°	77°	78°	79°	80°	81°
0°	1378.5	1378.5	1378.5	1378.5	1378.5	1378.5	1378.5	1378.5	1378.5	1378.5	1378.5
2.5°	1392.5	1390.1	1392.5	1391.7	1388.6	1389.4	1390.1	1387.0	1385.5	1385.5	1384.7
5°	1380.0	1378.5	1380.0	1379.2	1374.6	1373.8	1373.8	1371.5	1368.4	1366.0	1364.5
7.5°	1350.5	1352.0	1351.2	1348.9	1346.6	1346.6	1344.2	1338.8	1335.7	1332.6	1329.5
10°	1317.0	1317.0	1317.8	1317.0	1313.1	1311.6	1308.5	1305.3	1306.1	1298.3	1292.1
12.5°	1287.5	1287.5	1286.7	1285.1	1282.8	1282.0	1282.0	1272.7	1270.3	1268.0	1261.0
15°	1259.5	1261.0	1261.0	1261.0	1257.1	1257.1	1253.2	1247.0	1247.0	1240.0	1233.0
17.5°	1237.7	1240.0	1239.2	1240.0	1240.8	1236.1	1229.1	1225.2	1220.6	1216.7	1207.3
20°	1219.0	1220.6	1221.3	1221.3	1219.0	1215.9	1209.7	1203.4	1200.3	1192.5	1180.9
22.5°	1201.9	1205.0	1205.8	1205.8	1202.7	1200.3	1194.1	1184.8	1178.5	1169.2	1158.3
25°	1194.9	1198.8	1196.4	1198.0	1194.9	1189.4	1180.9	1173.1	1163.8	1152.1	1140.4
27.5°	1197.2	1202.7	1201.1	1200.3	1196.4	1192.5	1181.7	1172.3	1161.4	1147.4	1132.6
30°	1211.2	1220.6	1216.7	1213.6	1212.8	1203.4	1193.3	1180.1	1167.7	1151.3	1134.2
32.5°	1237.7	1242.3	1243.1	1240.8	1236.9	1229.1	1215.1	1198.0	1184.0	1164.5	1144.3
35°	1281.2	1285.9	1284.3	1284.3	1280.5	1268.0	1250.9	1233.8	1214.3	1192.5	1171.5
37.5°	1341.9	1350.5	1348.9	1345.8	1341.1	1326.4	1313.1	1292.1	1270.3	1241.6	1217.4
40°	1418.1	1431.4	1443.0	1440.7	1429.8	1416.6	1404.1	1380.0	1358.2	1326.4	1299.9
42.5°	1520.8	1538.7	1553.5	1564.4	1559.7	1542.6	1520.8	1510.7	1479.6	1446.9	1419.7
45°	1652.3	1689.6	1702.9	1716.1	1716.1	1705.2	1700.5	1680.3	1647.6	1604.1	1578.4
47.5°	1825.8	1875.6	1890.3	1912.9	1926.1	1914.5	1905.9	1871.7	1849.9	1790.0	1783.8
50°	2036.6	2086.4	2126.8	2153.3	2149.4	2159.5	2139.3	2119.8	2089.5	2040.5	2023.4
52.5°	2305.8	2345.4	2382.0	2397.5	2413.9	2411.5	2406.9	2393.7	2355.5	2329.1	2285.5
55°	2581.9	2614.6	2658.9	2684.6	2705.6	2701.7	2683.8	2651.9	2658.9	2603.7	2579.6
57.5°	2896.2	2932.0	2980.2	3004.3	3013.7	3061.1	3049.4	3045.6	3032.3	3012.9	2988.0
60°	3436.8	3447.0	3486.6	3547.3	3622.0	3607.2	3625.9	3638.3	3647.7	3604.1	3601.0
62.5°	4081.0	4093.4	4127.6	4140.1	4151.0	4152.5	4127.6	4127.6	4084.9	4028.8	3985.3
65°	4432.6	4406.9	4383.6	4370.3	4341.6	4315.9	4278.6	4228.0	4155.6	4069.3	3991.5
66°	4483.1	4431.0	4400.7	4367.2	4321.3	4273.9	4229.5	4160.3	4075.5	3972.8	3870.1
67.5°	4434.1	4362.6	4291.8	4242.8	4179.0	4093.4	4015.6	3934.7	3854.6	3713.8	3618.1
70°	3986.8	3901.3	3823.5	3716.1	3615.0	3531.0	3397.2	3256.4	3140.5	2992.7	2898.5
72.5°	2960.8	2859.6	2758.5	2607.6	2460.6	2438.8	2270.7	2105.0	2016.4	1897.3	1801.7
75°	1462.5	1334.9	1153.7	1072.7	955.3	897.7	865.8	746.0	717.2	599.8	598.2
77.5°	413.1	354.7	315.1	274.6	257.5	245.0	202.3	193.7	175.8	172.7	162.6
80°	156.4	147.8	143.9	140.0	136.1	133.8	132.2	126.0	122.9	118.2	115.9
82.5°	112.8	109.7	102.7	100.4	97.2	92.6	91.8	87.9	85.6	80.9	79.3
85°	76.2	72.3	68.5	64.6	63.0	62.2	59.9	58.3	56.8	54.5	53.7
87.5°	51.3	47.5	42.8	41.2	40.5	41.2	42.0	40.5	39.7	38.1	37.3
90°	6.2	8.6	7.8	7.8	9.3	7.8	7.8	8.6	7.8	7.8	7.0
92.5°	0.0	0.0	0.0	0.0	0.0	0.0	0.0	0.0	0.0	0.0	0.0
95°	0.0	0.0	0.0	0.0	0.0	0.0	0.0	0.0	0.0	0.0	0.0
97.5°	0.0	0.0	0.0	0.0	0.0	0.0	0.0	0.0	0.0	0.0	0.0
100°	0.0	0.0	0.0	0.0	0.0	0.0	0.0	0.0	0.0	0.0	0.0
102.5°	0.0	0.0	0.0	0.0	0.0	0.0	0.0	0.0	0.0	0.0	0.0
105°	0.0	0.0	0.0	0.0	0.0	0.0	0.0	0.0	0.0	0.0	0.0
107.5°	0.0	0.0	0.0	0.0	0.0	0.0	0.0	0.0	0.0	0.0	0.0



REPORT NUMBER: P226987  
 CATALOG NUMBER: IST-AF-1000-LED-E1-SL3-7030

REPORT N  
 CATALOG

**CANDELA DISTRIBUTION (continued):**

**CANDELA**

	71°	72°	73°	74°	75°	76°	77°	78°	79°	80°	81°	
110°	0.0	0.0	0.0	0.0	0.0	0.0	0.0	0.0	0.0	0.0	0.0	0°
112.5°	0.0	0.0	0.0	0.0	0.0	0.0	0.0	0.0	0.0	0.0	0.0	2.5°
115°	0.0	0.0	0.0	0.0	0.0	0.0	0.0	0.0	0.0	0.0	0.0	5°
117.5°	0.0	0.0	0.0	0.0	0.0	0.0	0.0	0.0	0.0	0.0	0.0	7.5°
120°	0.0	0.0	0.0	0.0	0.0	0.0	0.0	0.0	0.0	0.0	0.0	10°
122.5°	0.0	0.0	0.0	0.0	0.0	0.0	0.0	0.0	0.0	0.0	0.0	12.5°
125°	0.0	0.0	0.0	0.0	0.0	0.0	0.0	0.0	0.0	0.0	0.0	15°
127.5°	0.0	0.0	0.0	0.0	0.0	0.0	0.0	0.0	0.0	0.0	0.0	17.5°
130°	0.0	0.0	0.0	0.0	0.0	0.0	0.0	0.0	0.0	0.0	0.0	20°
132.5°	0.0	0.0	0.0	0.0	0.0	0.0	0.0	0.0	0.0	0.0	0.0	22.5°
135°	0.0	0.0	0.0	0.0	0.0	0.0	0.0	0.0	0.0	0.0	0.0	25°
137.5°	0.0	0.0	0.0	0.0	0.0	0.0	0.0	0.0	0.0	0.0	0.0	27.5°
140°	0.0	0.0	0.0	0.0	0.0	0.0	0.0	0.0	0.0	0.0	0.0	30°
142.5°	0.0	0.0	0.0	0.0	0.0	0.0	0.0	0.0	0.0	0.0	0.0	32.5°
145°	0.0	0.0	0.0	0.0	0.0	0.0	0.0	0.0	0.0	0.0	0.0	35°
147.5°	0.0	0.0	0.0	0.0	0.0	0.0	0.0	0.0	0.0	0.0	0.0	37.5°
150°	0.0	0.0	0.0	0.0	0.0	0.0	0.0	0.0	0.0	0.0	0.0	40°
152.5°	0.0	0.0	0.0	0.0	0.0	0.0	0.0	0.0	0.0	0.0	0.0	42.5°
155°	0.0	0.0	0.0	0.0	0.0	0.0	0.0	0.0	0.0	0.0	0.0	45°
157.5°	0.0	0.0	0.0	0.0	0.0	0.0	0.0	0.0	0.0	0.0	0.0	47.5°
160°	0.0	0.0	0.0	0.0	0.0	0.0	0.0	0.0	0.0	0.0	0.0	50°
162.5°	0.0	0.0	0.0	0.0	0.0	0.0	0.0	0.0	0.0	0.0	0.0	52.5°
165°	0.0	0.0	0.0	0.0	0.0	0.0	0.0	0.0	0.0	0.0	0.0	55°
167.5°	0.0	0.0	0.0	0.0	0.0	0.0	0.0	0.0	0.0	0.0	0.0	57.5°
170°	0.0	0.0	0.0	0.0	0.0	0.0	0.0	0.0	0.0	0.0	0.0	60°
172.5°	0.0	0.0	0.0	0.0	0.0	0.0	0.0	0.0	0.0	0.0	0.0	62.5°
175°	0.0	0.0	0.0	0.0	0.0	0.0	0.0	0.0	0.0	0.0	0.0	65°
177.5°	0.0	0.0	0.0	0.0	0.0	0.0	0.0	0.0	0.0	0.0	0.0	66°
180°	0.0	0.0	0.0	0.0	0.0	0.0	0.0	0.0	0.0	0.0	0.0	67.5°
												70°
												72.5°
												75°
												77.5°
												80°
												82.5°
												85°
												87.5°
												90°
												92.5°
												95°
												97.5°
												100°
												102.5°
												105°
												107.5°



'226987  
 IST-AF-1000-LED-E1-SL3-7030

REPORT NUMBER: P226987  
 CATALOG NUMBER: IST-AF-10

**TION (continued):**

**CANDELA DISTRIBUTION (con**

83°	84°	85°	86°	87°	88°	89°	90°	95°	105°		115°	125°
0.0	0.0	0.0	0.0	0.0	0.0	0.0	0.0	0.0	0.0	0°	1378.5	1378.5
0.0	0.0	0.0	0.0	0.0	0.0	0.0	0.0	0.0	0.0	2.5°	1333.4	1320.9
0.0	0.0	0.0	0.0	0.0	0.0	0.0	0.0	0.0	0.0	5°	1262.6	1234.6
0.0	0.0	0.0	0.0	0.0	0.0	0.0	0.0	0.0	0.0	7.5°	1166.9	1112.4
0.0	0.0	0.0	0.0	0.0	0.0	0.0	0.0	0.0	0.0	10°	1057.2	978.6
0.0	0.0	0.0	0.0	0.0	0.0	0.0	0.0	0.0	0.0	12.5°	943.6	843.3
0.0	0.0	0.0	0.0	0.0	0.0	0.0	0.0	0.0	0.0	15°	837.8	704.8
0.0	0.0	0.0	0.0	0.0	0.0	0.0	0.0	0.0	0.0	17.5°	726.6	562.4
0.0	0.0	0.0	0.0	0.0	0.0	0.0	0.0	0.0	0.0	20°	620.0	424.7
0.0	0.0	0.0	0.0	0.0	0.0	0.0	0.0	0.0	0.0	22.5°	499.4	297.9
0.0	0.0	0.0	0.0	0.0	0.0	0.0	0.0	0.0	0.0	25°	366.4	216.3
0.0	0.0	0.0	0.0	0.0	0.0	0.0	0.0	0.0	0.0	27.5°	261.4	172.7
0.0	0.0	0.0	0.0	0.0	0.0	0.0	0.0	0.0	0.0	30°	195.3	145.5
0.0	0.0	0.0	0.0	0.0	0.0	0.0	0.0	0.0	0.0	32.5°	156.4	126.0
0.0	0.0	0.0	0.0	0.0	0.0	0.0	0.0	0.0	0.0	35°	133.0	114.4
0.0	0.0	0.0	0.0	0.0	0.0	0.0	0.0	0.0	0.0	37.5°	119.0	106.6
0.0	0.0	0.0	0.0	0.0	0.0	0.0	0.0	0.0	0.0	40°	111.2	102.7
0.0	0.0	0.0	0.0	0.0	0.0	0.0	0.0	0.0	0.0	42.5°	106.6	98.8
0.0	0.0	0.0	0.0	0.0	0.0	0.0	0.0	0.0	0.0	45°	104.2	96.5
0.0	0.0	0.0	0.0	0.0	0.0	0.0	0.0	0.0	0.0	47.5°	102.7	93.4
0.0	0.0	0.0	0.0	0.0	0.0	0.0	0.0	0.0	0.0	50°	101.1	93.4
0.0	0.0	0.0	0.0	0.0	0.0	0.0	0.0	0.0	0.0	52.5°	101.9	94.9
0.0	0.0	0.0	0.0	0.0	0.0	0.0	0.0	0.0	0.0	55°	105.8	94.9
0.0	0.0	0.0	0.0	0.0	0.0	0.0	0.0	0.0	0.0	57.5°	112.0	94.9
0.0	0.0	0.0	0.0	0.0	0.0	0.0	0.0	0.0	0.0	60°	116.7	96.5
0.0	0.0	0.0	0.0	0.0	0.0	0.0	0.0	0.0	0.0	62.5°	118.2	99.6
0.0	0.0	0.0	0.0	0.0	0.0	0.0	0.0	0.0	0.0	65°	116.7	101.1
0.0	0.0	0.0	0.0	0.0	0.0	0.0	0.0	0.0	0.0	66°	115.1	101.1
0.0	0.0	0.0	0.0	0.0	0.0	0.0	0.0	0.0	0.0	67.5°	112.8	99.6
										70°	107.4	93.4
										72.5°	96.5	84.0
										75°	82.5	67.7
										77.5°	66.9	54.5
										80°	49.8	41.2
										82.5°	36.6	31.9
										85°	25.7	22.6
										87.5°	15.6	14.0
										90°	3.9	3.9
										92.5°	0.0	0.0
										95°	0.0	0.0
										97.5°	0.0	0.0
										100°	0.0	0.0
										102.5°	0.0	0.0
										105°	0.0	0.0
										107.5°	0.0	0.0



REPORT NUMBER: P226987

CATALOG NUMBER: IST-AF-1000-LED-E1

00-LED-E1-SL3-7030

**tinued):**

135°	145°	155°	165°	175°	180°
1378.5	1378.5	1378.5	1378.5	1378.5	1378.5
1312.3	1311.6	1292.1	1288.2	1275.0	1282.0
1201.1	1187.9	1152.9	1145.9	1131.1	1127.2
1068.1	1031.5	1003.5	972.4	942.8	957.6
912.5	851.0	789.6	749.1	732.8	727.4
764.7	654.2	577.2	497.9	469.9	480.0
585.8	459.7	357.1	311.2	284.7	280.1
413.1	294.8	247.4	235.7	230.3	230.3
280.1	224.8	206.9	201.5	201.5	202.3
213.1	189.0	181.3	182.0	185.1	185.9
176.6	167.3	163.4	168.8	175.0	175.8
152.5	150.1	150.9	157.9	164.1	164.9
133.8	136.1	139.2	145.5	150.9	152.5
120.6	124.5	126.8	130.7	133.8	134.6
111.2	115.9	115.1	117.5	119.8	120.6
105.8	108.1	105.8	107.4	107.4	108.9
101.1	101.9	98.0	98.8	100.4	100.4
96.5	95.7	91.8	93.4	95.7	96.5
91.8	90.2	87.1	90.2	94.1	94.9
87.9	86.3	84.8	88.7	93.4	94.1
86.3	84.8	83.2	88.7	93.4	94.1
86.3	84.8	83.2	87.1	91.8	92.6
87.1	85.6	82.5	86.3	89.5	90.2
87.9	86.3	80.9	83.2	84.8	85.6
87.9	84.8	79.3	80.1	80.1	80.9
86.3	82.5	76.2	76.2	75.5	75.5
86.3	79.3	73.1	71.6	70.0	70.0
85.6	78.6	72.3	70.0	67.7	67.7
84.0	77.0	70.8	67.7	65.3	65.3
78.6	73.9	66.9	63.8	61.5	60.7
70.0	67.7	62.2	59.9	57.6	56.8
59.1	59.9	56.8	55.2	52.9	52.1
49.8	51.3	49.8	49.0	47.5	46.7
39.7	42.8	41.2	41.2	42.0	40.5
30.3	34.2	32.7	34.2	35.8	33.5
21.0	24.9	24.9	25.7	26.4	24.9
13.2	16.3	15.6	16.3	16.3	15.6
3.1	5.4	3.1	4.7	3.9	3.1
0.0	0.0	0.0	0.0	0.0	0.0
0.0	0.0	0.0	0.0	0.0	0.0
0.0	0.0	0.0	0.0	0.0	0.0
0.0	0.0	0.0	0.0	0.0	0.0
0.0	0.0	0.0	0.0	0.0	0.0
0.0	0.0	0.0	0.0	0.0	0.0
0.0	0.0	0.0	0.0	0.0	0.0
0.0	0.0	0.0	0.0	0.0	0.0

**CANDELA DISTRIBUTION (continued):**

	115°	125°	135°
110°	0.0	0.0	0.0
112.5°	0.0	0.0	0.0
115°	0.0	0.0	0.0
117.5°	0.0	0.0	0.0
120°	0.0	0.0	0.0
122.5°	0.0	0.0	0.0
125°	0.0	0.0	0.0
127.5°	0.0	0.0	0.0
130°	0.0	0.0	0.0
132.5°	0.0	0.0	0.0
135°	0.0	0.0	0.0
137.5°	0.0	0.0	0.0
140°	0.0	0.0	0.0
142.5°	0.0	0.0	0.0
145°	0.0	0.0	0.0
147.5°	0.0	0.0	0.0
150°	0.0	0.0	0.0
152.5°	0.0	0.0	0.0
155°	0.0	0.0	0.0
157.5°	0.0	0.0	0.0
160°	0.0	0.0	0.0
162.5°	0.0	0.0	0.0
165°	0.0	0.0	0.0
167.5°	0.0	0.0	0.0
170°	0.0	0.0	0.0
172.5°	0.0	0.0	0.0
175°	0.0	0.0	0.0
177.5°	0.0	0.0	0.0
180°	0.0	0.0	0.0

